


**5211**

2-1/16" x 3-1/4"



**5206**

1 5/16" X 2 1/4"




**5207**

1 9/16" X 2 3/8"



**5200**

1" X 1 5/8"




**5208**

1 7/8" X 2 3/4"




**5203**

1 1/8" X 2"



**5215**

1 3/4" ROUND



**5204**

1" X 2 3/8"



**HOW TO USE THE TEMPLATE SHEET**

- 1) Simply print the sheet out on your printer
- 2) Overlay the template sheet over your existing stamp, or a printed out sample that you have created, to see which size would best fit
- 3) Your stamp cannot go outside the borders of the stamp borders shown, as machines are manufactured to these sizes