

★ **HOW TO USE THE TEMPLATE SHEET** **★**

- 1) Simply print the sheet out on your printer
- 2) Overlay the template sheet over your existing stamp, or a printed out sample that you have created, to see which size would best fit
- 3) Your stamp cannot go outside the borders of the stamp borders shown, as machines are manufactured to these sizes

★

RM26

1-5/8" x 4"




RM23

1-1/2" x 2-1/2"



RM30

2" x 4"




RM18

1-1/4" x 3"




RM34

3" x 4"



RM32


2-1/2" x 3-1/4"



PENCIL CAP



PCAP75



3/4 ROUND

RM8

5/8" x 3-1/2"



HOW TO USE THE TEMPLATE SHEET

- 1) Simply print the sheet out on your printer
- 2) Overlay the template sheet over your existing stamp, or a printed out sample that you have created, to see which size would best fit
- 3) Your stamp cannot go outside the borders of the stamp borders shown, as machines are manufactured to these sizes