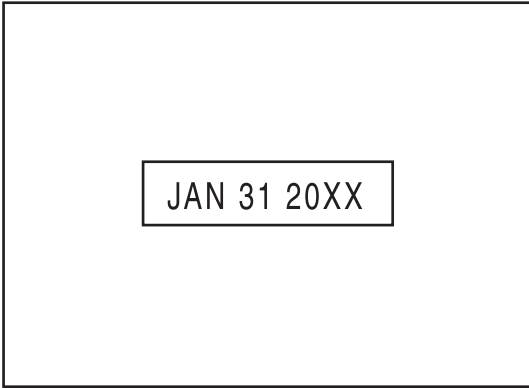


dater stamps - NOT SELF-INKING

requires a stamp pad

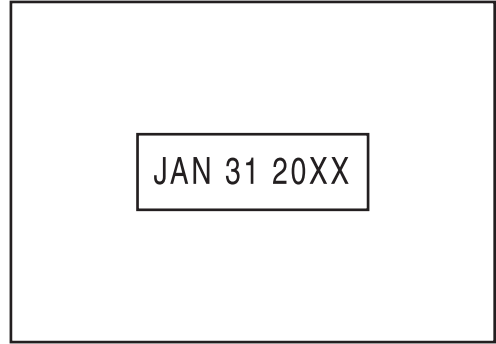
2910-P10

2" X 2 3/4"



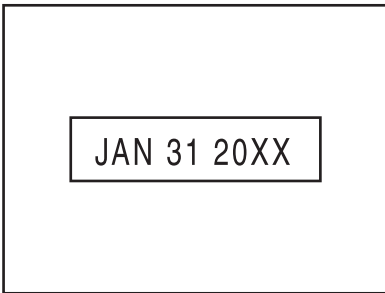
2910-P08

1-3/4" X 2-1/2"



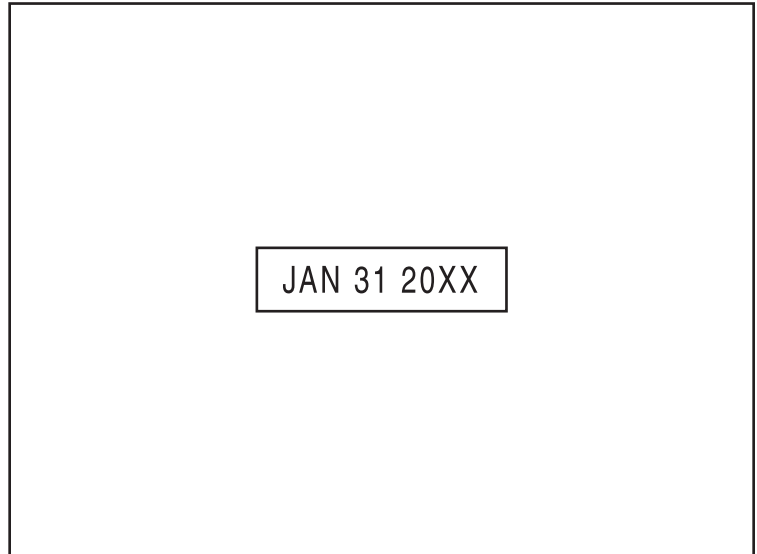
2910-P02

1 1/2" X 2"



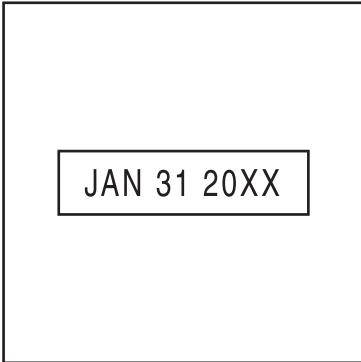
COLOP 700/51

2 7/8" X 3 7/8"




NO. 4

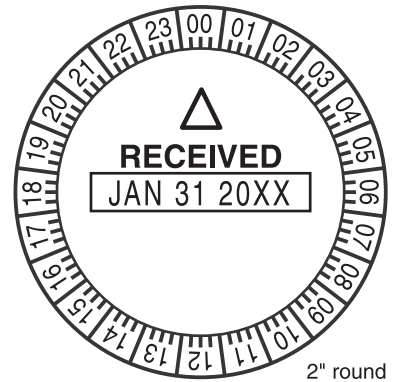
2" X 2"



TRODAT 12HR TIME STAMP



TRODAT 24HR TIME STAMP



HOW TO USE THE TEMPLATE SHEET

- 1) Simply print the sheet out on your printer
- 2) Overlay the template sheet over your existing stamp, or a printed out sample that you have created, to see which size would best fit
- 3) Your stamp cannot go outside the borders of the stamp borders shown, as machines are manufactured to these sizes