


**FL-17**

2 7/16" X 3 1/8"



**FL-18**

2 7/8" X 3 7/8"



**MX-800**

3 1/8" X 4 1/2"



**MX-750**

1 1/2" X 4 3/4"



**HOW TO USE THE TEMPLATE SHEET**

- 1) Simply print the sheet out on your printer
- 2) Overlay the template sheet over your existing stamp, or a printed out sample that you have created, to see which size would best fit
- 3) Your stamp cannot go outside the borders of the stamp borders shown, as machines are manufactured to these sizes

**Maxlight X33**

1-3/4" x 3-3/4"



**Maxlight XL2-225**

2-1/16" x 3"



**Maxlight X36**

2-1/4" x 3-3/4"




**Maxlight XL2-245**

1-1/4" x 3-3/16"



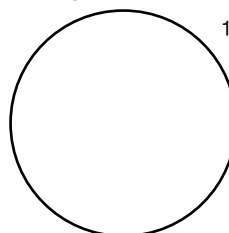
**Maxlight XL2-700**

2-3/4" x 3-3/4"



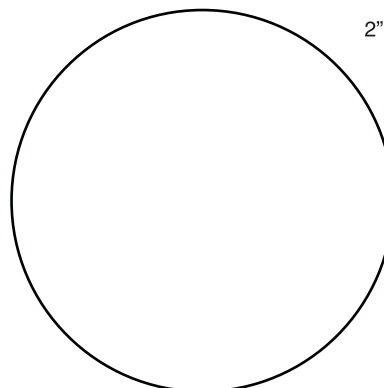
**Maxlight XL2-495**

1-3/16" Round



**Maxlight XL2-655**

2" Round



**Maxlight XL3-720**

1" x 4"

